

Hidden TV: Lift Systems

The monitor retracts into a cabinet, a flap closes, and voilà! - no TV!

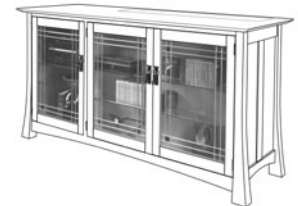
Glasgow Credenza with TV Lift

70" w x 36½" t x 21¼" d

Maximum TV dimensions are 40" w x 28" t x 4" d

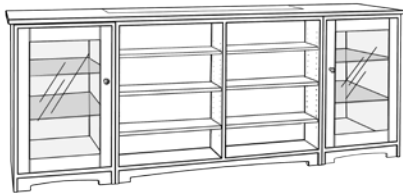
This credenza hides the TV behind a shallow CD case, with 3 adjustable shelves, on the right. A remote-driven motor lifts the TV out of a trap door in the top. The vented cabinet on the left (20½" w x 29½" t x 16" d) stores equipment.

Mackintosh handles



	with: plain	beveled	Art Glass
	flat glass	clear glass	as shown
red oak or birch	\$ 6,825	\$ 6,885	\$ 7,765
¼-sawn white oak, cherry or maple	7,180	7,245	8,170
mahogany, walnut, ¼-sawn white oak stained dark	7,900	7,970	8,990

Artisan TV Lift Systems



Medium size drawn



Large size drawn

There are open shelves in front of the TV space (good for CDs) between the equipment cabinets. Doors may be all glass or frame and flat glass panel, with choice of Craftsman pegs or brass knobs.

Add \$25 for beveled glass in 1 door or \$50 in 2 doors.

Double cabinets:

<u>small</u>	<u>medium</u>	<u>large</u>	<u>X-large</u>
\$ 5,773	\$ 5,897	\$ 6,044	\$ 6,242
6,079	6,209	6,364	6,569
6,688	6,830	7,001	7,226
<u>40 x 28</u>	<u>44 x 30½</u>	<u>48 x 32½</u>	<u>54 x 34½</u>

Single cabinets:

	<u>small</u>	<u>medium</u>	<u>large</u>	<u>X-large</u>
	\$ 4,389	\$ 4,513	\$ 4,660	\$ 4,858
	4,621	4,751	4,906	5,111
	5,084	5,226	5,397	5,622
	<u>40 x 28</u>	<u>44 x 30½</u>	<u>48 x 32½</u>	<u>54 x 34½</u>

← Accommodates TVs up to →

Choose the size that will accommodate the dimensions of your television. Other sizes can be built.

We need to know your TV & equipment dimensions; we'll give you a workable design and price.

Non-side-cabinet Center section only:

For limited wall space, we can put the equipment under the TV. This makes the unit quite tall, however, and for this reason we prefer to make one size only.

48" w x 40½" t x 20" d

Inside clearance for the TV: 40½" w x 28" t

\$ 3,255 oak or birch

3,426 ¼-sawn white oak, cherry, maple

3,769 mahogany, walnut, white oak stained dark

Accommodates up to many 42" TVs.




Dimensions of above side-cabinet Artisan units:

Overall dimensions with solid top



with (1) side
20" deep



with (2) sides
20" deep

small	64¾ w x 33¾ t	86¼ w x 33¾ t
medium	68¾ w x 36¼ t	90¼ w x 36¼ t
large	72¾ w x 38¼ t	94¼ w x 38¼ t
x-tra large	78¾ w x 40¼ t	100¼ w x 40¼ t

Hidden TV: Library Systems

TV? What TV? This looks like a reading room.

Library Entertainment Centers

Sliding bookcases in the *upper section* hide the TV (mounted on the included articulated TV bracket) and shelves above it. The maximum TV size for the three choices drawn, and priced here, is 41" w x 27" t x 4" d. All versions are 70" tall. For other TV or wall sizes, give us your TV dimensions and wall width: your salesperson will get a price to re-engineer the unit.



The Artisan Center

Base 85¼" w x 30" t
x 18" deep
Top length: 86⅞"


Base section: The center space, for equipment, has an open back and push-to-open smoked glass doors. That space is flanked by 6 CD/DVD drawers and two cabinets.



The Craftsman Center

Base 85¼" w x 30" t
x 18" deep
Top length: 86⅞"

Base section: Sliding Craftsman doors hide a bank of 4 drawers to left of center and 2 shelves to right of center. Outer cabinets have 2 adjustable shelves behind hinged doors. There is lots of storage in this version.



The Tansu Center

Base 67" w x 30" t
x 18" deep
Top length: 68⅝"

Base section: Sliding Tansu doors hide a bank of 4 drawers to left of center and 2 adjustable shelves to the right. The narrow outer cabinets have 2 adjustable shelves behind hinged doors.

Top section: A clever combination of 9" sliding panels and 12¼" wide bookcases make this smaller unit a must for tight spaces.

<u>Base only</u>		<u>86⅞" units</u>	<u>Full Library</u>	<u>68⅝" unit</u>
3,850	red oak or birch	\$ 7,560		\$ 7,810
4,050	¼-sawn white oak, cherry or maple	7,915		8,165
4,455	walnut, mahogany, or white oak stained dark	8,635		8,885

Deduct \$750 from the price if you don't want the bracket, but verify that the TV's stand is not too deep for the cabinet (8"). You may have speaker mesh in the door frames if a subwoofer or speakers are to be used in any section. Verify that that the interior dimensions work with your equipment. Other combinations of TV size and wall limitation may require different styles of panels (sliding doors or hinged solid strips) to be used with the bookcases.